



www.Yiotas-XStitch.com

Fine art & victorian cross stitch patterns via download or post


Finished cross stitch picture



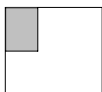
Original picture




Cats on trees



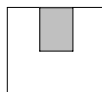
Copyright © Yiotas XStitch - you may not sell this pattern



Cats on trees



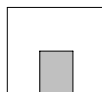
Copyright © Yiotas XStitch - you may not sell this pattern



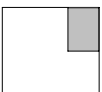

Cats on trees



Copyright © Yiotas XStitch - you may not sell this pattern



Cats on trees



Cats on trees

		DMC
♡	White	White
▣	Mahogany	300
■	Black	310
◼	Indigo blue	336
∩	Clay brown	407
◆	Light oak	422
✕	Cigar brown	434
⊥	Tabacco brown	435
∕	Teddy brown	436
Ⓜ	Turtledove grey	453
∕∕	Tarragon green	471
⊥	Bud green	472
⊥	Blue green	502
⊥	Ash green	523
∕	Rope brown	613
✕	Cocoa	632
⊥	Light green grey	644
⊥	Savannah gold	676
⊥	Baby blue	794
◼	Deep wine red	814
Ⓜ	Cotton cream	822
⊥	Hare brown	840
◆	Grey green	926
≡	Oyster grey	927
×	Light pearl grey	928
⊥	Slate grey	930
∕	Blue grey	931
◼	Espresso brown	938
●	Dark navy blue	939
∕	Pale green	955
∕	Caramel brown	977
⊥	Forest green	988
⊥	Cliff grey	3021
∕	Elephant grey	3022
◼	Dark Mocha brown	3031
∕	Silver green	3052
e	Pale pearl grey	3072
◼	Ebony	3371
◼	Anthracite grey	3799
∕	Dark turquoise	3810
∕	Waterfall blue	3811
∕	Light green	3813
∕	Polar tree green	3817
∕	Oaktree brown	3828
∕	Dark red wine	3857
◼	Medium red wine	3858
:	Winter white	3865
◇	Garlic cream	3866
!	Bright white	B5200

Stitch Count 193 x 172

Design Area 35.0 x 31.2 cm at 55 sts per 10cm

Note: 14 count Aida

Design By: Yiotas XStitch

Copyright © By: Yiotas XStitch - you may not sell this pattern



***** INSTRUCTIONS *****

This cross stitch chart/pattern has no quarter or half stitches, no metallic threads, no beads, just full stitches. There are several pages for this chart/pattern. You will need to lay out all pages and it should look something like this:

Page 1	Page 2	Page 3
Page 4	Page 5	Page 6
Page 7	Page 8	Page 9

At the bottom left side there is a small box that tells you which page of the whole chart you are looking at. This should make it easier to put together and lay out the pages.

Once you have your pages layed out, look for the center arrow. There is a small arrow on one of the top row pages, then another small arrow on the left middle page. Follow these 2 arrows until the intercept. This should be your first stitch on your design.

Visit http://yiotas-xstitch.com/osCommerce/Calculator_Conversion.php for:

1. Cross stitch calculator
2. Stitches to inches
3. DMC floss color chart
4. Floss conversion calculator

1. Cross stitch calculator:

It will tell you stitched size, and suggests fabric size, needle, and number of strands of floss

2. Stitches to inches:

Use this chart to determine the finished size of a design for various fabric counts. Find the stitch count of the fabric on the top line. Find the number of stitches for the design at the right. The stitched size is the intersection.

3. DMC floss color chart:

This will give you a color picture of the DMC floss colors arranged in color families (not by color number). The picture comes from a DMC thread color book. Although not exact, the colors are fairly accurate. Remember that the colors you will see depend greatly on the quality and calibration of your computer screen. The picture does not include the 27 new colors added early 2002.

This color chart is handy if you want to change colors in a chart. For example, say you want to change part of a design from red to blue. The red in the design has shadowing (red with 2 shades of darker red to create the shadow or texture). An easy way to convert to blues would be to pick all the shades of blue from the same family.

4. Floss conversion calculator:

Use this calculator to convert multiple floss codes from Bucilla, Dimensions, J & P Coats, Anchor, and DMC to any of the others.

Free cross stitch charts/patterns:

As a gratitude to your custom, I would like to offer you free cross stitch charts/patterns to download and print from your computer. Please visit: www.yiotas-xstitch.com and click on the the category "Free charts".

*~*Thank you for shopping from Yiotas XStitch shop. Please come again soon.*~*