



www.Yiotas-XStitch.com

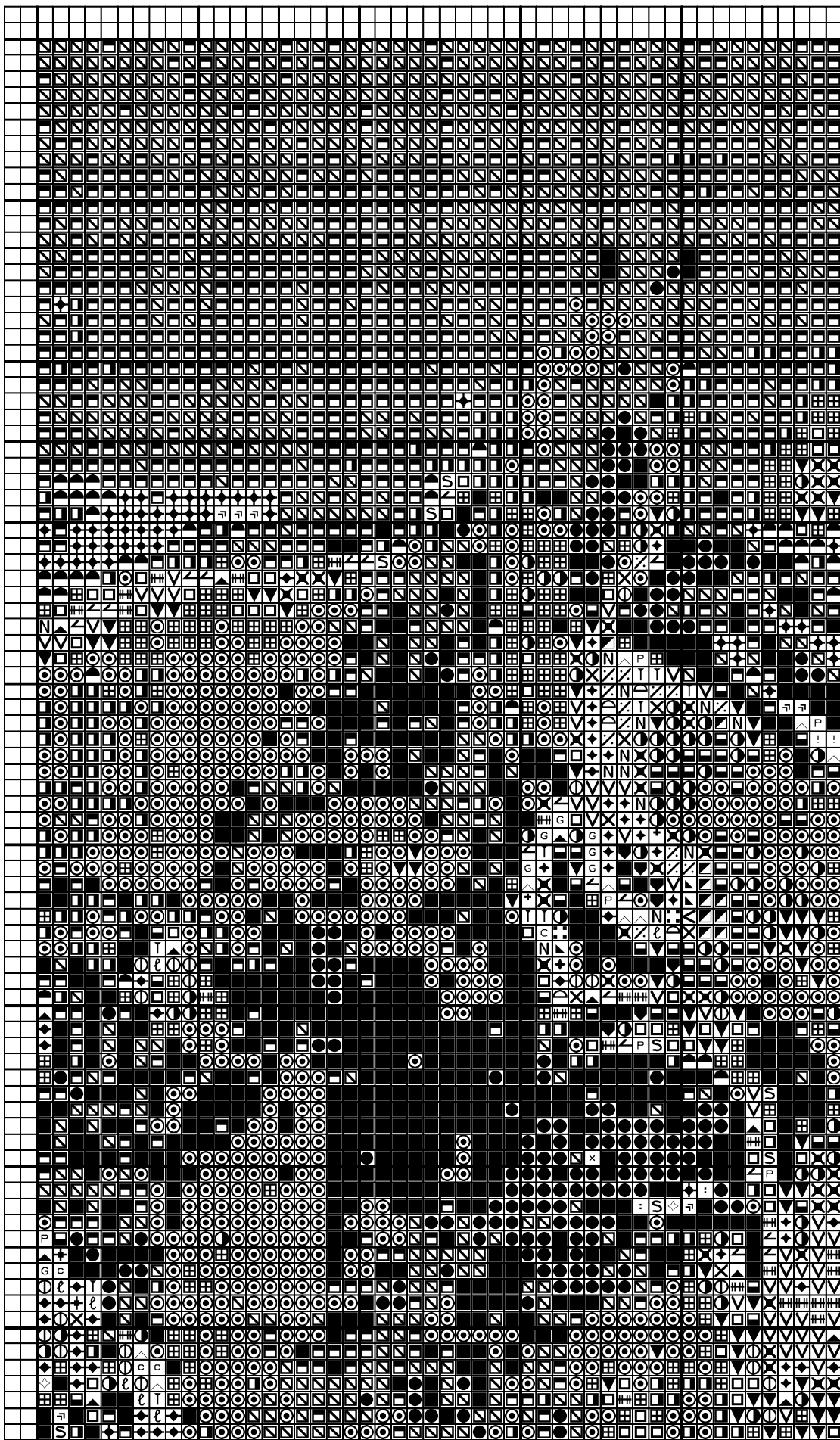
Fine art & victorian cross stitch patterns via download or post

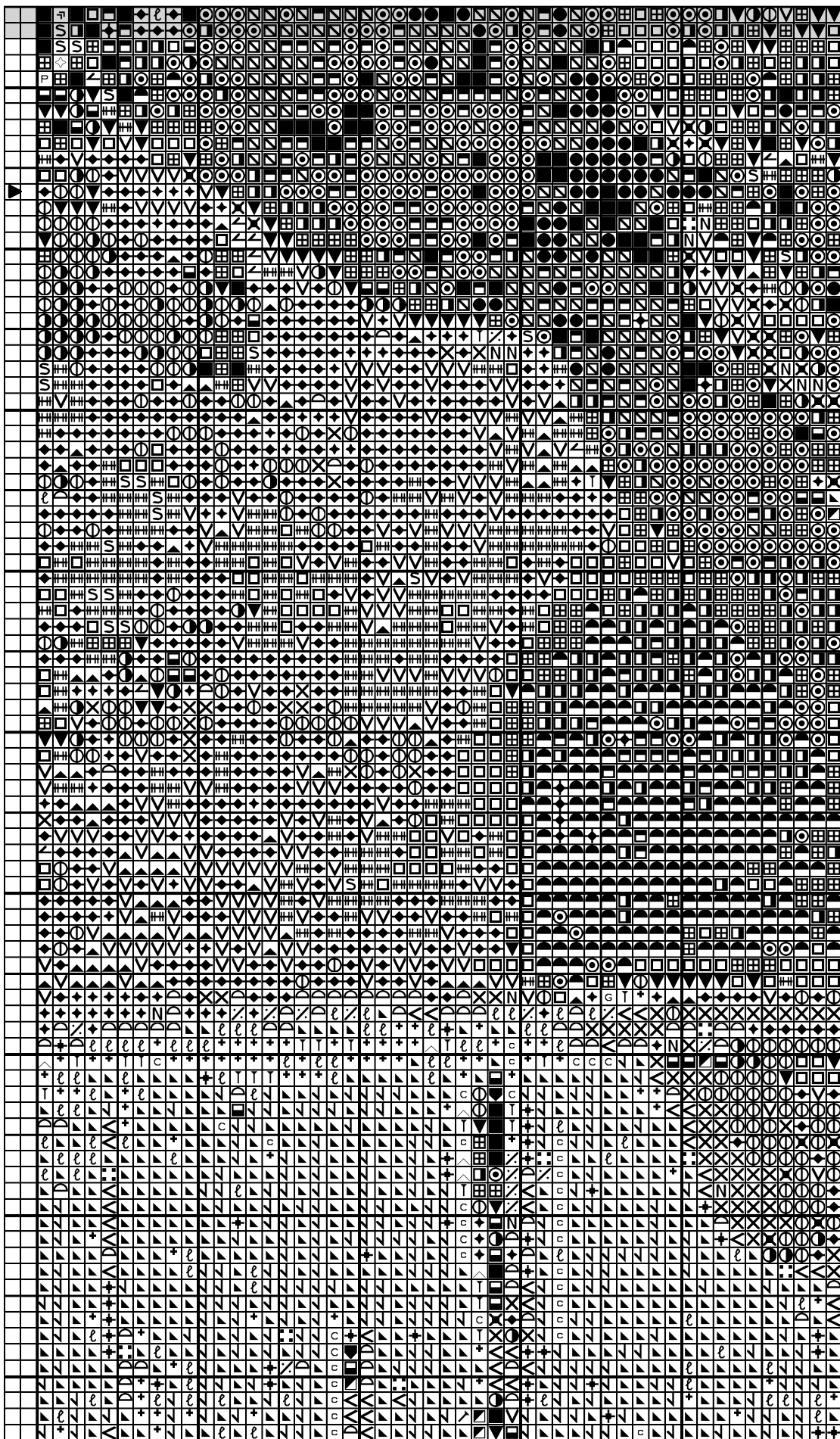
Finished cross stitch picture



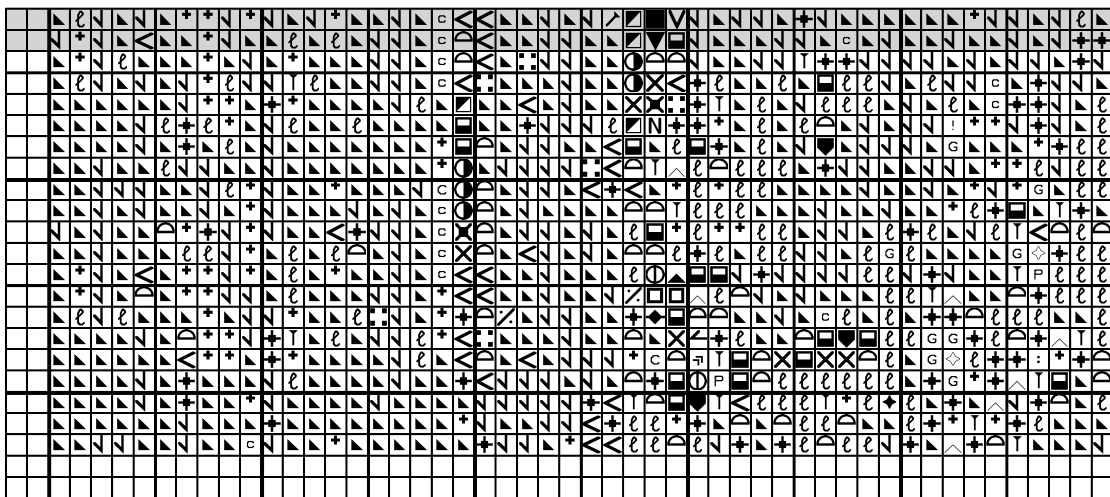
Original picture








Horses - best friends




Copyright © Yiotas Xstitch








Horses - best friends

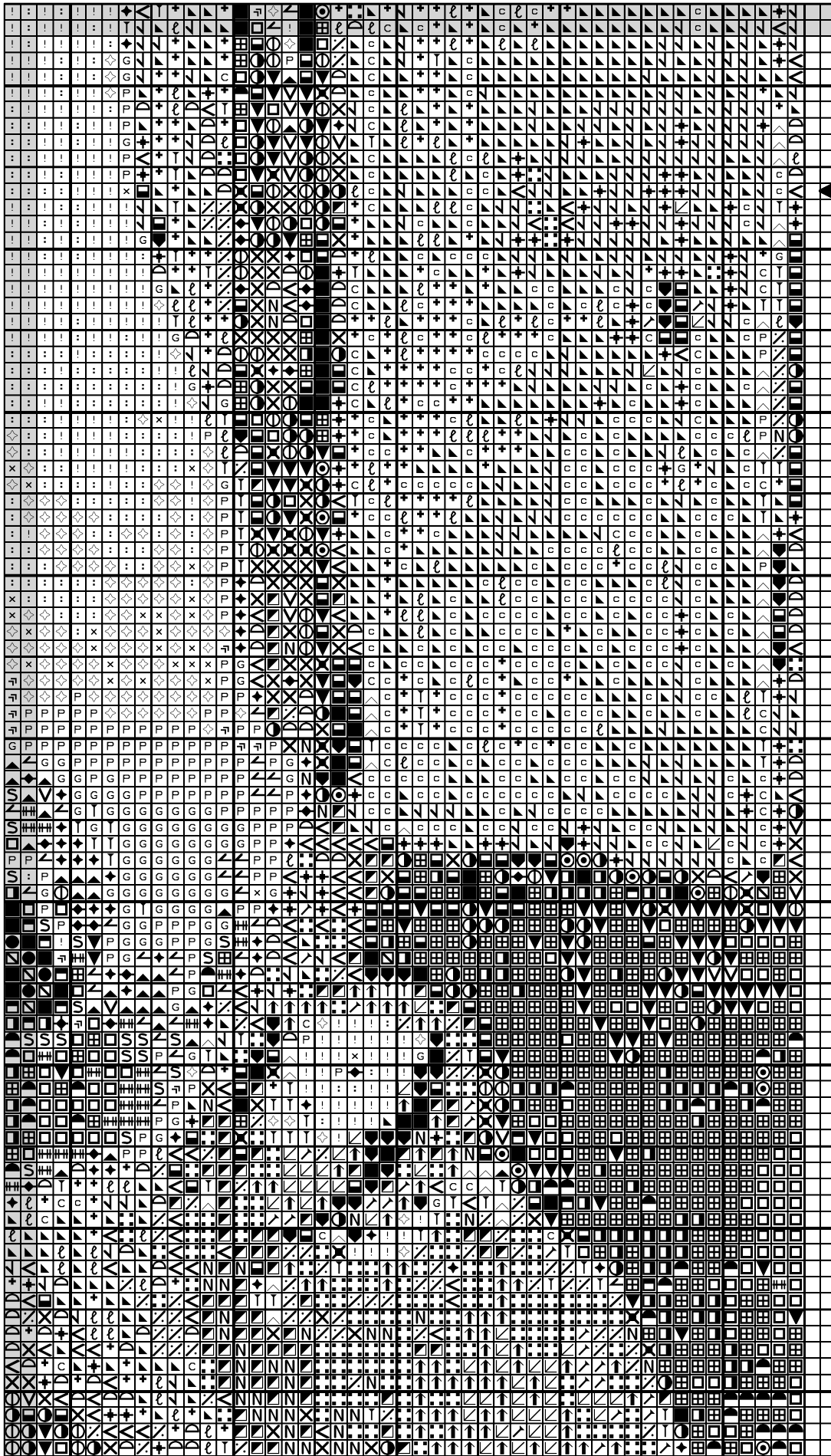


Copyright © Yiotas Xstitch






Horses - best friends



Horses - best friends



Copyright © Yiotas Xstitch



Horses - best friends

		DMC
■	Black	310
◆	Medium mustard	370
▲	Green plains	371
N	Clay brown	407
X	Hazelnut	420
◆	Light oak	422
⋮	Tabacco brown	435
⋈	Teddy brown	436
⌒	Ash green	523
◐	Stone grey	535
∨	String brown	612
↙	Rope brown	613
X	Cocoa	632
S	Earth grey	642
Y	Savannah gold	676
c	Primrose yellow	727
∨	Honey gold	729
P	Cotton cream	822
+	Light green bronze	832
+	Brass	833
+	Light brass	834
▼	Dark wood	838
□	Pepper black	844
□	Dark pearl green	924
◆	Grey green	926
x	Light pearl grey	928
□	Espresso brown	938
●	Dark navy blue	939
∕	Caramel brown	977
⊞	Cliff grey	3021
⊞	Dark Mocha brown	3031
#	Dark antique silver	3032
⊞	Medium lilac	3041
D	Coffee cream	3045
ℓ	Rye beige	3046
G	Silver birch beige	3047
^	Pale yellow	3078
◐	Ebony	3371
↑	Dark nutmeg brown	3776
□	Cappuccino brown	3790
▣	Anthracite grey	3799
∧	Oaktree brown	3828
↘	Spicey gold	3854
c	Autumn gold	3855
▣	Medium red wine	3858
⊞	Mocha brown	3862
:	Winter white	3865
◇	Garlic cream	3866
!	Bright white	B5200

Stitch Count 165 x 193

Design Area 29.9 x 35.0 cm at 55 sts per 10cm

Note: 14 count Aida

Design By: Yiotas Xstitch

Copyright © By: Yiotas Xstitch



***** INSTRUCTIONS *****

This cross stitch chart/pattern has no quarter or half stitches, no metallic threads, no beads, just full stitches. There are several pages for this chart/pattern. You will need to lay out all pages and it should look something like this:

Page 1	Page 2	Page 3
Page 4	Page 5	Page 6
Page 7	Page 8	Page 9

At the bottom left side there is a small box that tells you which page of the whole chart you are looking at. This should make it easier to put together and lay out the pages.

Once you have your pages layed out, look for the center arrow. There is a small arrow on one of the top row pages, then another small arrow on the left middle page. Follow these 2 arrows until the intercept. This should be your first stitch on your design.

Visit http://yiotas-xstitch.com/osCommerce/Calculator_Conversion.php for:

1. Cross stitch calculator
2. Stitches to inches
3. DMC floss color chart
4. Floss conversion calculator

1. Cross stitch calculator:

It will tell you stitched size, and suggests fabric size, needle, and number of strands of floss

2. Stitches to inches:

Use this chart to determine the finished size of a design for various fabric counts. Find the stitch count of the fabric on the top line. Find the number of stitches for the design at the right. The stitched size is the intersection.

3. DMC floss color chart:

This will give you a color picture of the DMC floss colors arranged in color families (not by color number). The picture comes from a DMC thread color book. Although not exact, the colors are fairly accurate. Remember that the colors you will see depend greatly on the quality and calibration of your computer screen. The picture does not include the 27 new colors added early 2002.

This color chart is handy if you want to change colors in a chart. For example, say you want to change part of a design from red to blue. The red in the design has shadowing (red with 2 shades of darker red to create the shadow or texture). An easy way to convert to blues would be to pick all the shades of blue from the same family.

4. Floss conversion calculator:

Use this calculator to convert multiple floss codes from Bucilla, Dimensions, J & P Coats, Anchor, and DMC to any of the others.

Free cross stitch charts/patterns:

As a gratitude to your custom, I would like to offer you free cross stitch charts/patterns to download and print from your computer. Please visit: www.yiotas-xstitch.com and click on the the category "Free charts".

*~*Thank you for shopping from Yiotas XStitch shop. Please come again soon.*~*