



www.Yiotas-XStitch.com

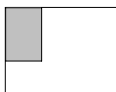

Fine art & victorian cross stitch patterns via download or post

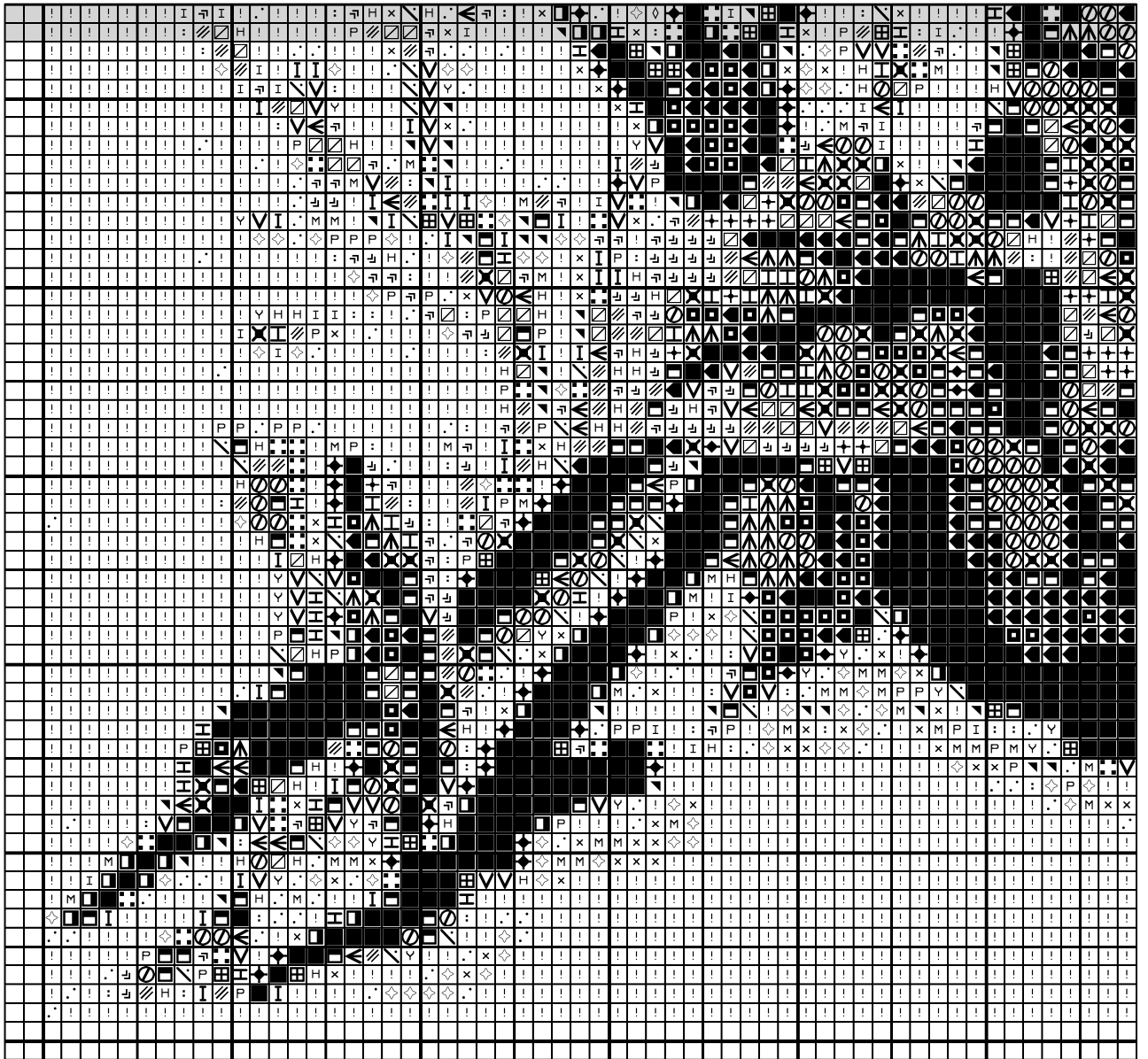
Finished cross stitch picture




Original picture

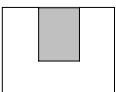








Copyright © Yiotas XStitch - You may not sell this pattern

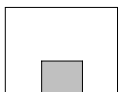


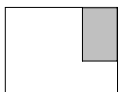



Pink lily

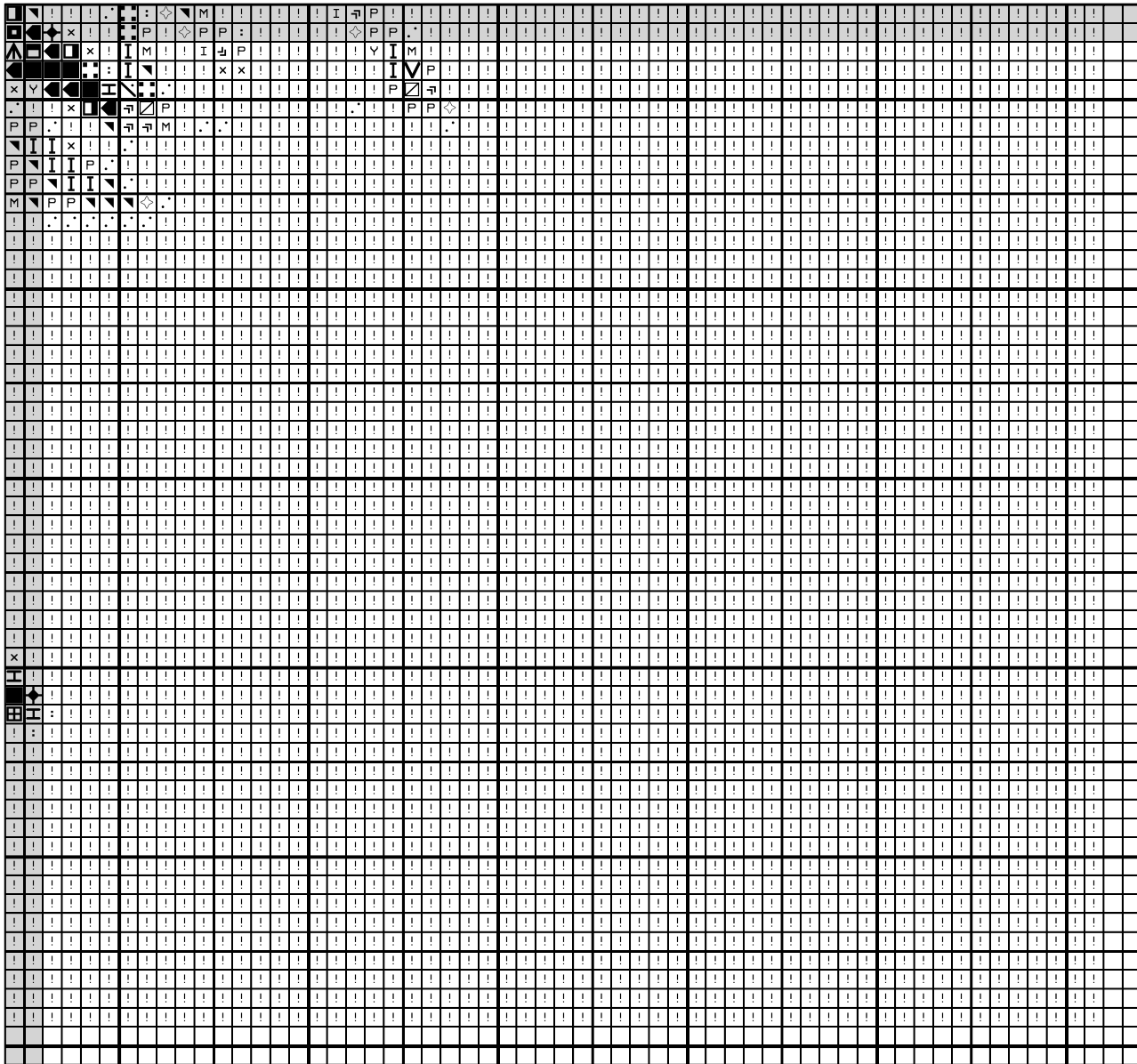


Copyright © Yiotas XStitch - You may not sell this pattern






Pink lily



Copyright © Yiotas XStitch - You may not sell this pattern



Pink lily

		DMC
◇	Marshmallow rose	151
+	Moss green	166
◻	Dark raspberry rose	309
■	Black	310
▣	Shadow green	319
✕	Dark rose	335
H	Bamboo leaf green	369
I	Light mustard	372
M	Turtledove grey	453
∧	Dark moss green	469
I	Olive green	470
∕	Tarragon green	471
⌂	Bud green	472
I	Blue green	502
I	Shell beige	543
◻	Grashopper green	581
△	Marshmallow pink	602
Z	Sweet pink	603
G	Rosebud pink	605
◻	Bright red	666
◆	Fresh green	702
:	Cream	712
F	Primrose yellow	727
⌂	Light Olive green	734
人	Tangerine orange	741
↘	Antique mauve	778
◆	Red fruit	816
P	Cotton cream	822
◆	Deep forest green	890
ℓ	Rose pink	894
∪	Medium rose	899
⊖	Avocado green	904
∧	Parrot green	905
◻	Dark pearl green	924
◆	Grey green	926
x	Light pearl grey	928
◻	Algae green	934
✕	Moss green	937
Y	Pale green	955
=	Quiet pink	956
≈	Pale dusty rose	963
∕	Fennel green	989
⋮	Marsh green	3012
∕	Silver green	3052
∕	Wildrose	3326
∕	Hunter Green	3346
∕	Dusty raspberry	3350
●	Ebony	3371
◻	Pale red	3705
↘	Azalea pink	3708
◻	Pine tree green	3818
W	Ochre brown	3829
◻	Dark raspberry	3831
E	Light strawberry	3833
.	Winter white	3865
◇	Garlic cream	3866
!	Bright white	B5200

Stitch Count 182 x 139

Design Area 33.0 x 25.2 cm at 55 sts per 10cm

Note: 14 count Aida

Design By: Yiotas XStitch

Copyright © By: Yiotas XStitch - You may not sell this pattern



***** INSTRUCTIONS *****

This cross stitch chart/pattern has no quarter or half stitches, no metallic threads, no beads, just full stitches. There are several pages for this chart/pattern. You will need to lay out all pages and it should look something like this:

Page 1	Page 2	Page 3
Page 4	Page 5	Page 6
Page 7	Page 8	Page 9

At the bottom left side there is a small box that tells you which page of the whole chart you are looking at. This should make it easier to put together and lay out the pages.

Once you have your pages layed out, look for the center arrow. There is a small arrow on one of the top row pages, then another small arrow on the left middle page. Follow these 2 arrows until the intercept. This should be your first stitch on your design.

Visit http://yiotas-xstitch.com/osCommerce/Calculator_Conversion.php for:

1. Cross stitch calculator
2. Stitches to inches
3. DMC floss color chart
4. Floss conversion calculator

1. Cross stitch calculator:

It will tell you stitched size, and suggests fabric size, needle, and number of strands of floss

2. Stitches to inches:

Use this chart to determine the finished size of a design for various fabric counts. Find the stitch count of the fabric on the top line. Find the number of stitches for the design at the right. The stitched size is the intersection.

3. DMC floss color chart:

This will give you a color picture of the DMC floss colors arranged in color families (not by color number). The picture comes from a DMC thread color book. Although not exact, the colors are fairly accurate. Remember that the colors you will see depend greatly on the quality and calibration of your computer screen. The picture does not include the 27 new colors added early 2002.

This color chart is handy if you want to change colors in a chart. For example, say you want to change part of a design from red to blue. The red in the design has shadowing (red with 2 shades of darker red to create the shadow or texture). An easy way to convert to blues would be to pick all the shades of blue from the same family.

4. Floss conversion calculator:

Use this calculator to convert multiple floss codes from Bucilla, Dimensions, J & P Coats, Anchor, and DMC to any of the others.

Free cross stitch charts/patterns:

As a gratitude to your custom, I would like to offer you free cross stitch charts/patterns to download and print from your computer. Please visit: www.yiotas-xstitch.com and click on the the category "Free charts".

*~*Thank you for shopping from Yiotas XStitch shop. Please come again soon.*~*